

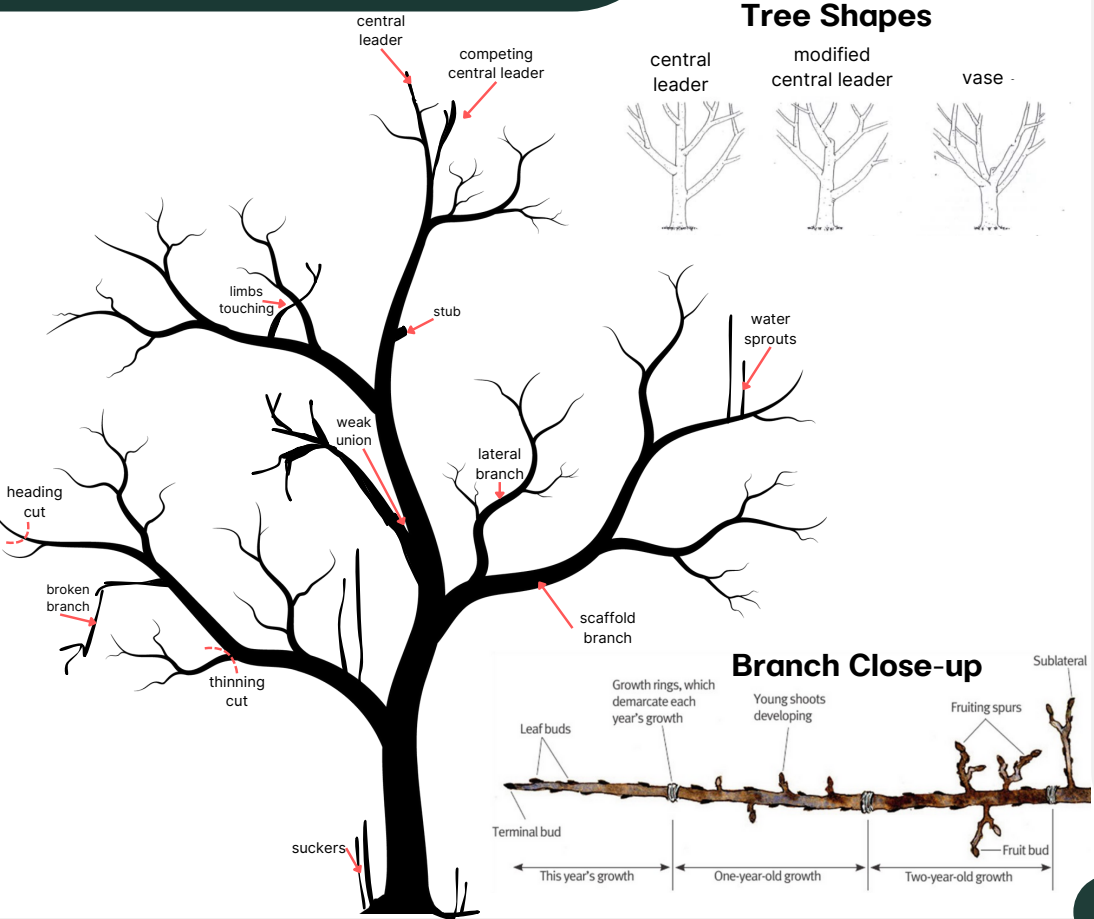


Winter Pruning: Observation and Identification Exercise

Team Name: _____

Identify

- Water sprouts
- Suckers
- Scaffold branch
- Lateral branch
- Limbs touching
- Terminal bud
- Fruit spurs
- Leaf bud
- Stub
- Central leader
- Example of 3 D's
- Something interesting



Mnemonics for best pruning practices



3 D's

Prioritize removal of Dead, Diseased, Damaged limbs



25% Rule

Limit pruning to no greater than 25% of the tree per year



Optimal Shape

Central leader / pyramid, open center / vase, balanced spiral staircase of scaffold branches



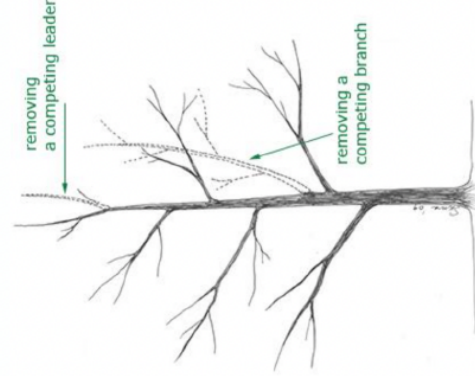
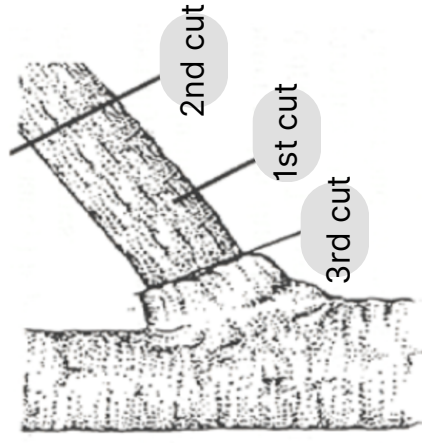
Heal Fast

Consider what the tree needs, prune near to collars, sharpen & disinfect tools

Reasons to Prune & Cut Guidance

- Increase light and air circulation
- Control the size and shape
- Address disease or damage
- Reduce the crop load
- Renew fruiting spurs

3 Cuts for Large Limbs



Proper Angles

